

REMEMBER the basics of using extinguishers.

If you are called on to use your extinguisher to fight a fire, just think of the word, PASS:

P

ull

the safety pin at the top of the extinguisher.



A

im

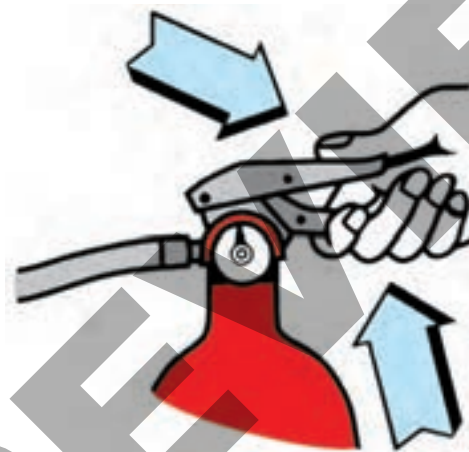
the nozzle, horn, or hose at the base of the flames.



S

queeze


or press the handle.



S

weep

from side to side at the base of the fire until it goes out.



**SKILL
BUILDER®**



© 2011 Education Specialty Publishing, LLC
To reorder this product, call 877-329-0578
and ask for product #PB-FP11
or visit www.ESPublish.com

ISBN 1-56230-058-X

FIRE Extinguishers



Know your fire extinguishers.

A fire extinguisher is your best defense against fires that have just begun to burn. Fire extinguishers can:

- ...buy you enough time to get out of a burning structure, or
- ...extinguish fires completely if used properly.

Using the wrong type of fire extinguisher can worsen a fire out of all proportions. It is important to know the type of fire you are fighting before you attempt to use an extinguisher. If you have any doubt about the kind of fire facing you, don't fight it alone!

What kind of extinguishers are available?



Unless you know something about the many types of extinguishers on the market, buying one can be confusing. Extinguishers contain substances that fight different classes of fires. Some are multi-purpose extinguishers that can be used for more than one kind of fire:

Type A Fire Extinguisher – for fires that need a substance like water to cool burning materials down below ignition level. (Burning paper, cloth, wood, rubber, and plastics.)

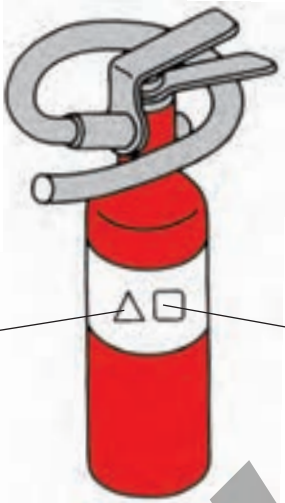
Type BC Extinguisher – contains chemicals that fight: (1) Class B fires (flammable liquids, gases and greases), and (2) Class C fires (energized electrical equipment, electrical fire and burning wires.)

The BC extinguisher never contains water because water conducts electricity and spreads burning oils or solvents.

Type ABC Extinguishers – Multi-purpose extinguishers that fight all three types of fires.

Look for universal symbols on extinguishers.

Select the best kinds of fire extinguishers you might need for your home or office. then learn to choose the correct type quickly if fire breaks out.



Universal symbols and/or pictograph systems are found on most fire extinguishers to indicate the particular class of fire that the extinguisher fights.

SYMBOLS

PICTOGRAPH



TRASH • WOOD • PAPER

An **A** in a green triangle represents Type A extinguishers that fight ordinary combustibles such as burning trash, wood, rubber, cloth and plastics.



LIQUIDS • GREASE

A **B** in a red square represents Type B extinguishers that fight flammable liquids, gases and greases such as oils, paints and gasoline.



ELECTRICAL EQUIPMENT

A **C** in a blue circle represents Type C extinguishers that fight energized electrical fires such as burning wires, switches, machinery and home appliances.



Where should fire extinguishers be located?

It's best to keep extinguishers in high-traffic areas, always in plain sight. Don't hide them behind drapes, under tables, or in closets. At least one extinguisher should be kept on each floor of your home, including one for the basement and attic.


...Place extinguishers on wall brackets no higher than five feet from the floor and near exit and hazard areas.



...Know the hazard areas in your home and office.

How can you keep time on your side?

When fighting fires, time is precious. Keep time on your side by knowing what's what and where to find it!



...Call your fire department first.

...Always keep your fire extinguishers serviced and ready for use. Pressure gauges and carbon dioxide containers should be checked on a regular basis.

...Acting fast can make the difference between a small fire and one that consumes your whole building.

Keep inspection records.

Keeping inspection records for your fire extinguishers will help you keep track of usage and service. Records can also come in handy after a fire when your insurance company may ask questions about extinguishers. (It is especially helpful for businesses to be able to prove that their extinguishers were all serviced and in working order.)

