

# WHEN FIRE STRIKES

# GET OUT! STAY OUT!

Grades K-3



Escape Plan  
Stan



Mary  
Meeting Place



Two ways out  
Scoot




Crawl Low  
Carlos




A fire can destroy our favorite toys. Fire can destroy our favorite clothes. Fire can also hurt people.

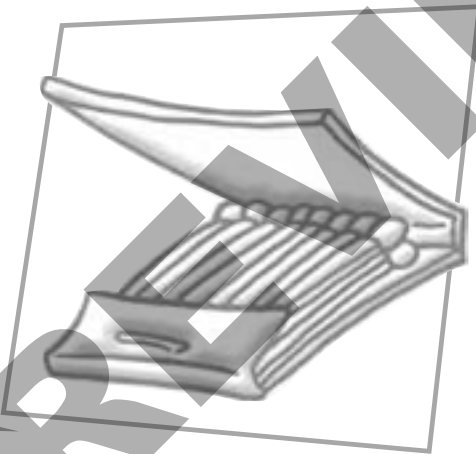
Here are some things that can cause fires or burn us. Put an "X" over each one to show you won't touch them.



Stove



Space Heater



Matches




Candle

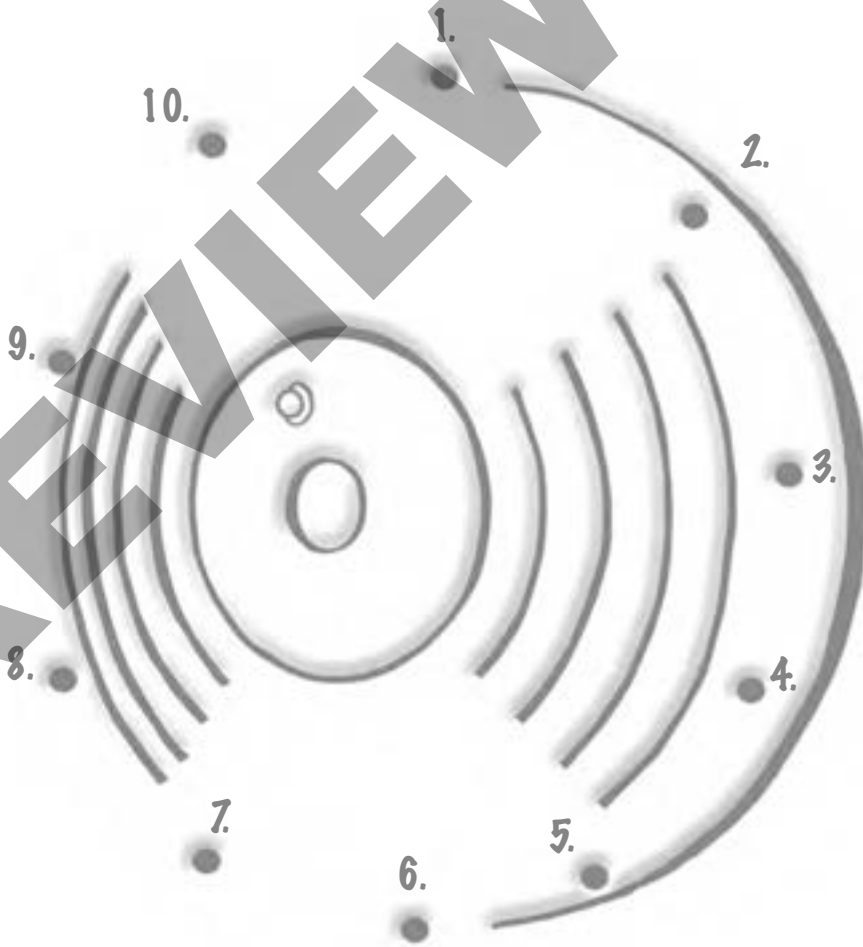


Lighter Torch

How will Stan know there is a fire if he is asleep?



Connect the dots & color the picture to find out!



Stan will hear the Smoke Alarm, of course!

A firefighter puts out fires. They wear special clothes that protect them from fires. The clothing is called "Turnout Gear."

Draw a line from each piece of turnout gear to where it goes on the firefighter.




Fireproof pants



Heavy Boots



Air Mask



Helmet with Face Shield



Air Tank



Gloves




Fireproof Coat



Mary says:  
Never go back inside a  
burning house. Go to your  
Safe Meeting Place.



Help the firefighters get to the house  
to put out the fire.



PREVIEW COPY



Help Carlos unscramble the four words below.

1. ETYSFA

\_\_\_\_\_

2. FREI

\_\_\_\_\_

3. BNRU

\_\_\_\_\_

4. TFRRKEUCI

\_\_\_\_\_



Answer Key: 1. Safety, 2. Fire, 3. Burn, 4. Firetruck


# Make a safe escape plan with Stan.



Roll out of bed and stay low.



Crawl Low below the smoke.  
It is easier to breathe.



Feel closed doors with the back of your hand. Don't open a hot door. Go to your second exit.



Go to your Safe Meeting Place outside the house. Your mom and dad will meet you there.



# GET OUT! STAY OUT!

This certificate shows that

has completed the activities  
in this book and is now officially  
a FIRE SAFE FRIEND.

## Congratulations!

PREVIEW