


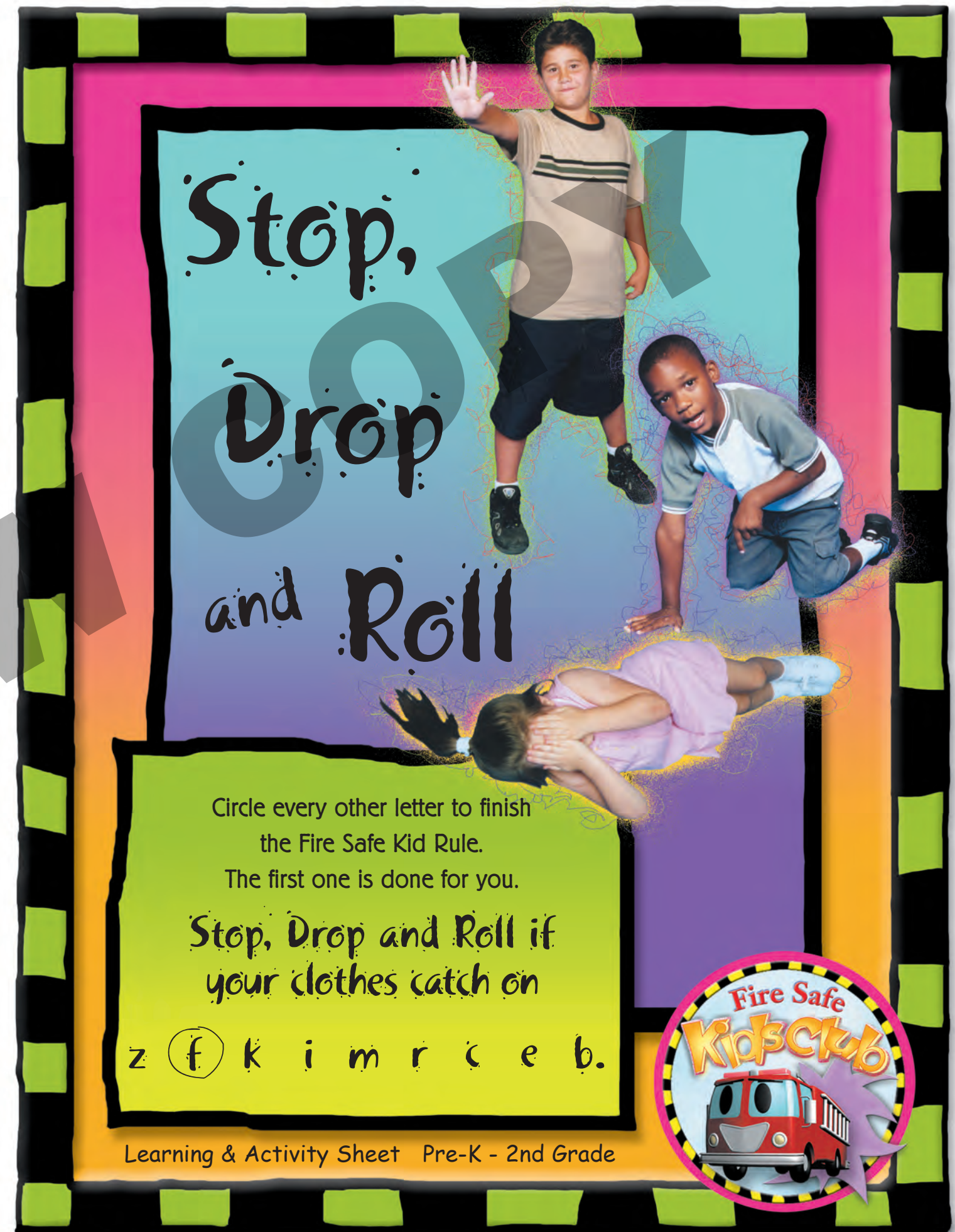
I, _____, (Your Name Here)

have learned to

Stop, Drop and Roll

if my clothes catch on fire.

(Your Picture Here)


Stop, Drop and Roll

Circle every other letter to finish the Fire Safe Kid Rule. The first one is done for you.

Stop, Drop and Roll if your clothes catch on

z (f) k i m r c e b.

Learning & Activity Sheet Pre-K - 2nd Grade



PREVIEW

Cool a Burn!




If you get a burn,
cool the burn with cool
water right away.



Find the two pictures
that are exactly alike.



Fire Safe Words



The Fire
Safe words
on the ladder
are hiding in this
word search puzzle.
Look across and down
to find them.

Word Search

NOTPKIDSC
RCLRBURTN
RDLO NJKON
DOPLDROPY
COOLIDS DH
STRETCHPD

Number the Pictures

If your clothes catch on fire,
what should you do?


Put the pictures in order: 1, 2 and 3.



Drop to the ground.



Roll back and forth and cover
your face with your hands.



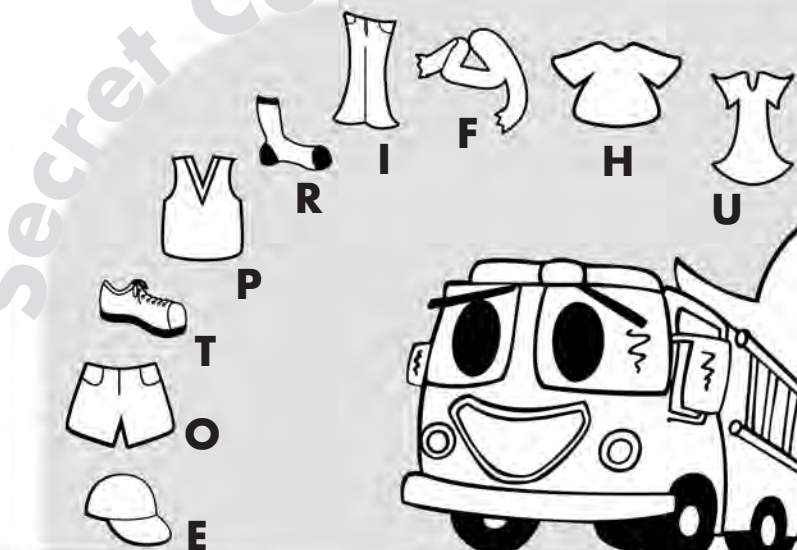

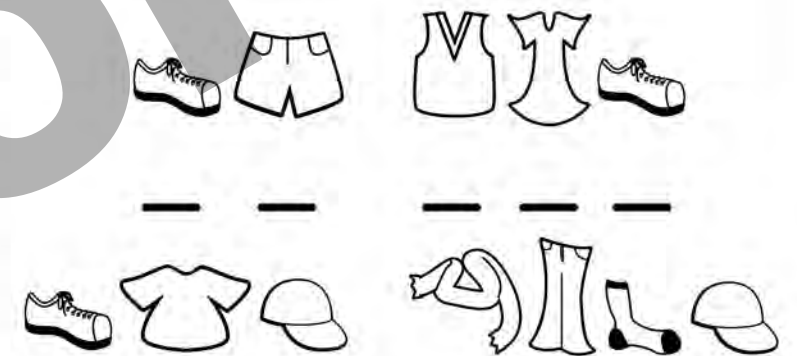
Stop where you are.

Stretch's Question

Help the Fire Safe Kids
use the Secret Code at the bottom
to answer Stretch the Ladder Truck's Question.

Write the matching letter under each picture.

Why do you Stop, Drop and Roll
if your clothes catch on fire?



Secret Code

