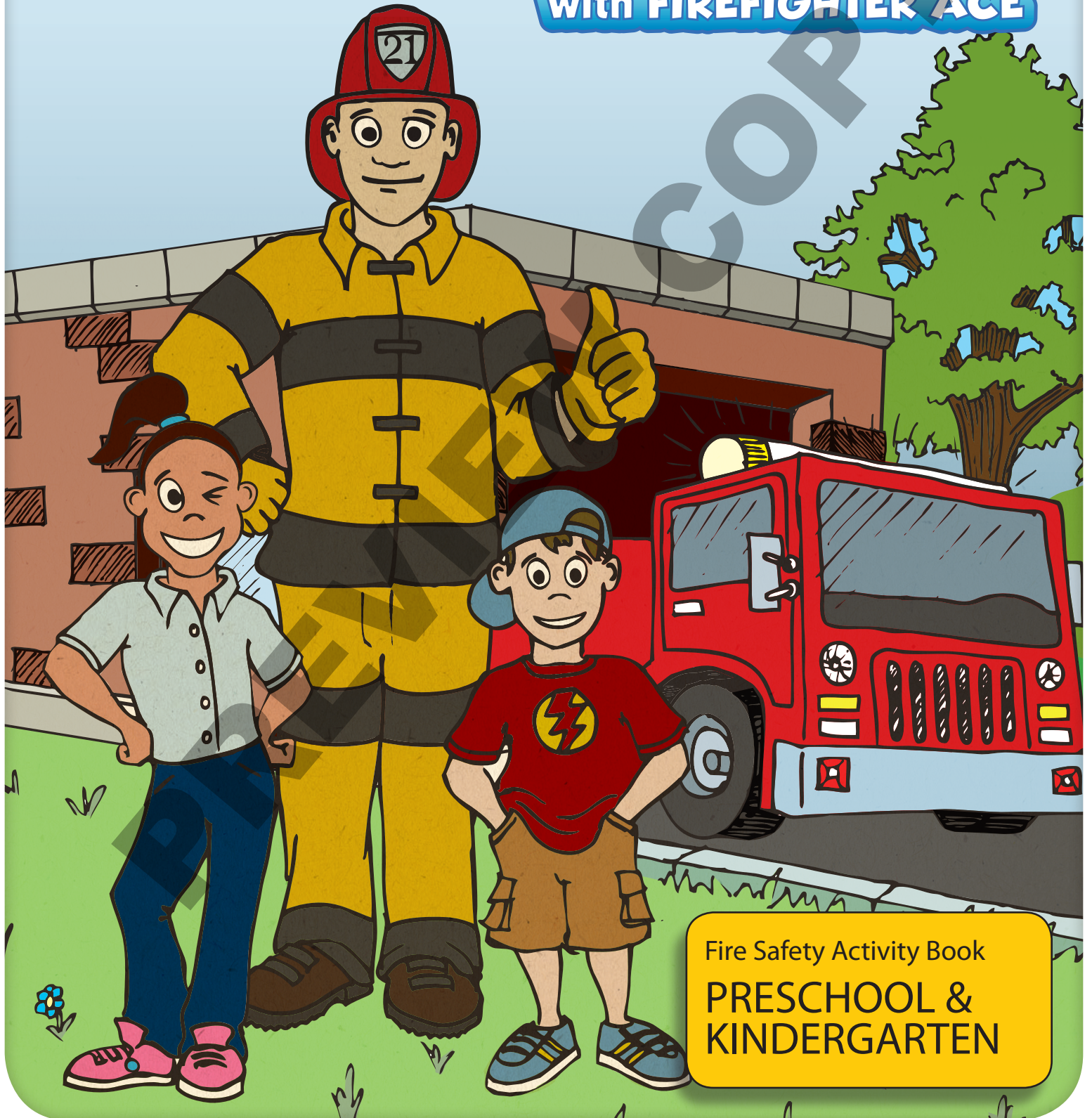



Fire Ready Every Day

with FIREFIGHTER ACE



Fire Safety Activity Book
**PRESCHOOL &
KINDERGARTEN**



A VISIT TO THE FIRE STATION

Skills: Shape Discrimination/Color Recognition/Coloring/Counting

Firefighters work in a fire station. When there is a fire, they rush out to help.

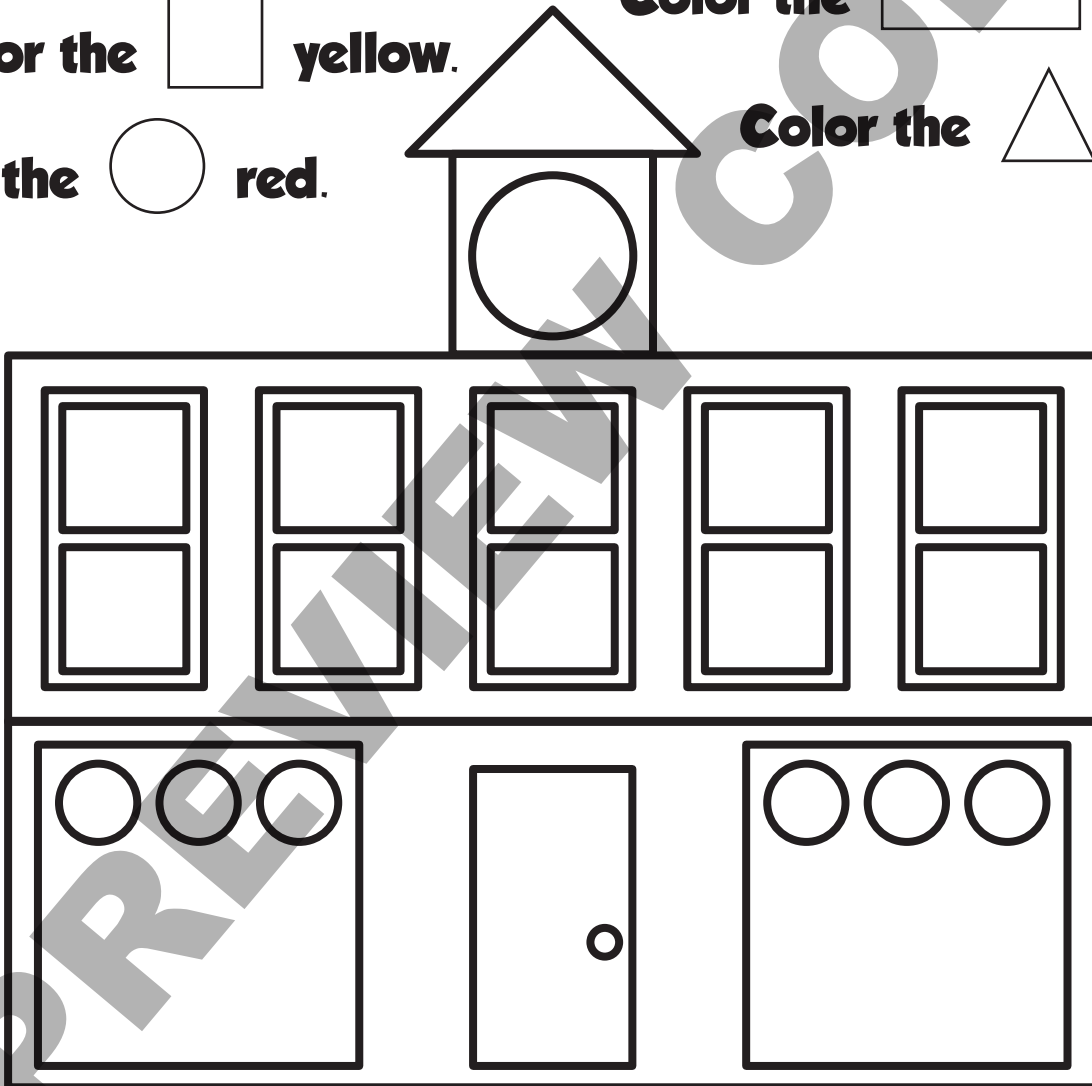
- This firehouse is made up of four types of shapes. Color the shapes and count them.

Color the  yellow.


Color the  red.

Color the  blue.

Color the  green.



How many of each shape?


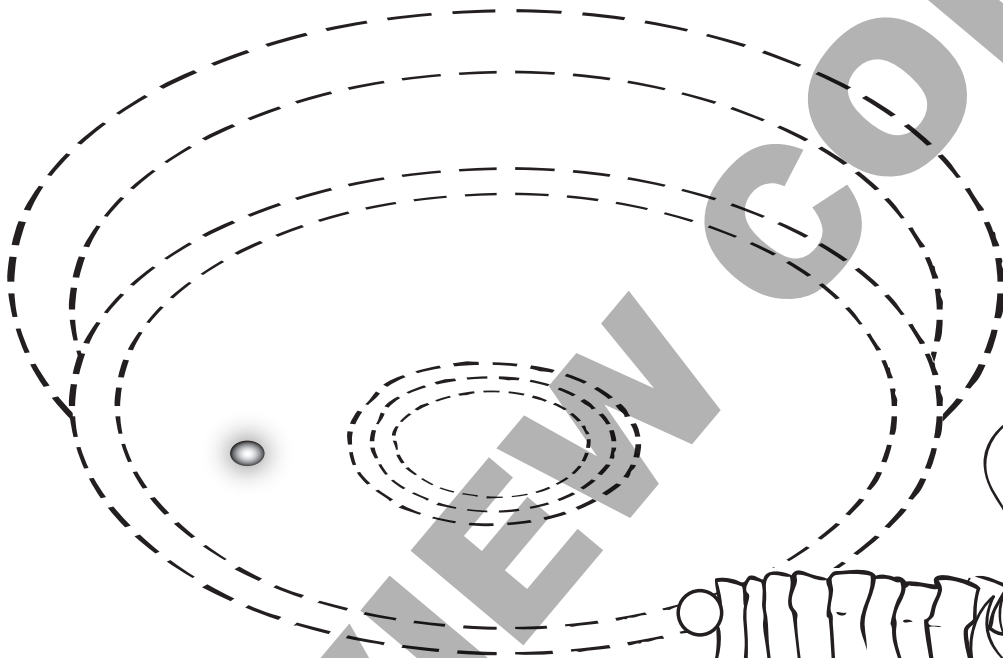


BEEP, BEEP, BEEP MEANS GET OUT RIGHT AWAY!

Skills: Vocabulary/Visual Discrimination

Every home should have smoke alarms. They make a very loud noise when there is smoke from a fire.

- Trace the dotted lines to finish drawing the smoke alarm.



When you hear the smoke alarm...

GET OUT FAST!



SAVE YOURSELF, NOT YOUR STUFF

Skills: Uppercase and Lowercase Letter Writing

When there is a fire, just get out. Do not try to save your toys or other items.

- Practice copying the words on the empty lines.

Get Out Fast

Do Not Go Back

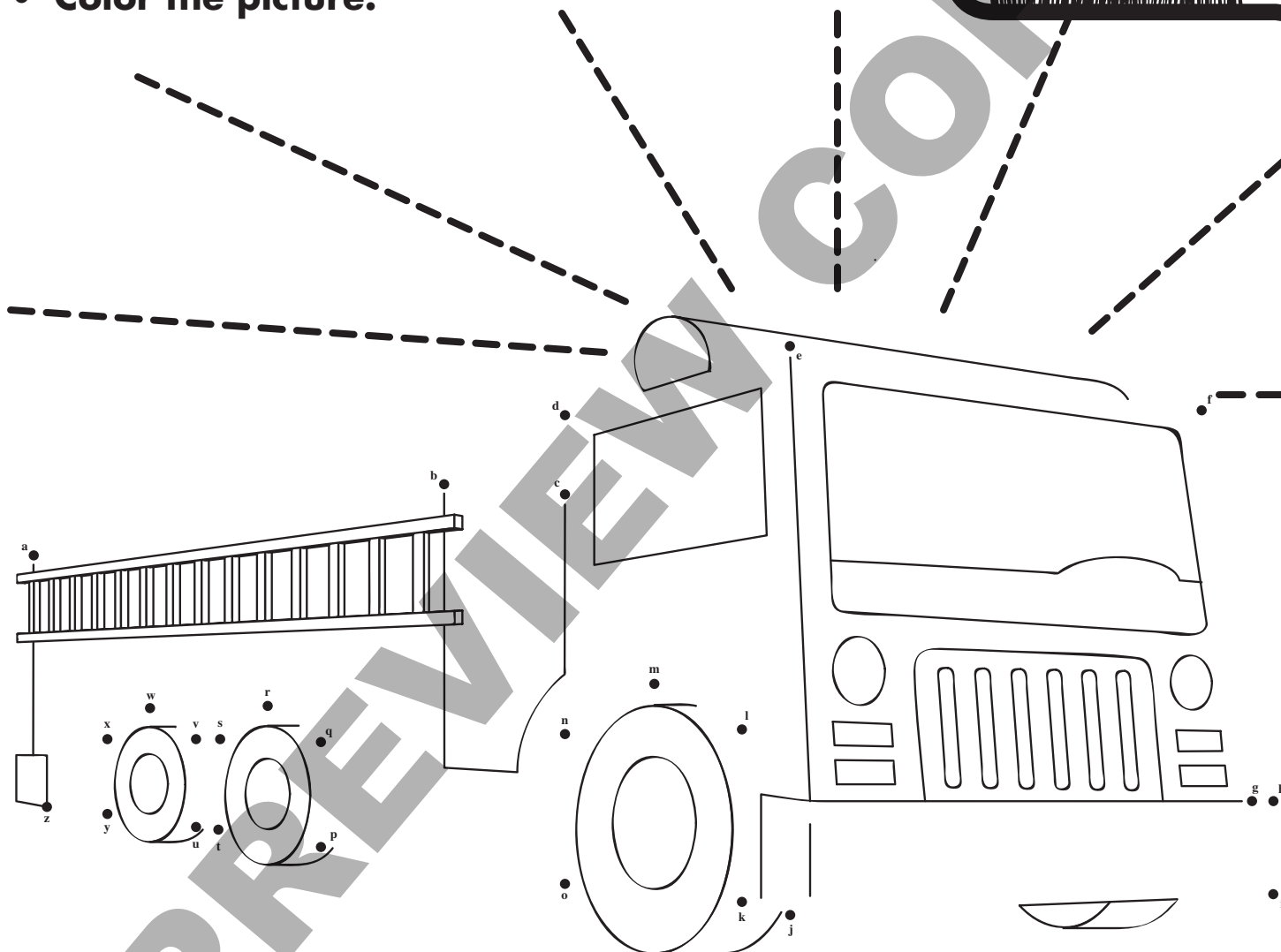


HERE COMES THE FIRE DEPARTMENT


Skills: Alphabetical Sequencing/Coloring

Firefighters come in fire engines with loud sirens. The firefighters wear uniforms. They are there to help.

- **Connect the dots to make the picture. Start at A and go to Z.**
- **Color the picture.**



Firefighters are friends! 5


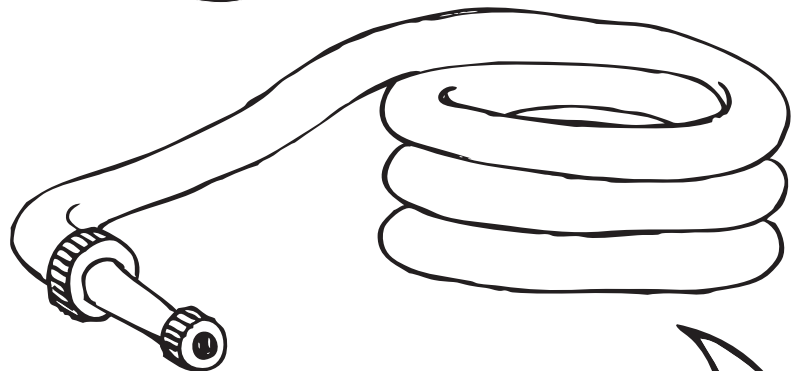
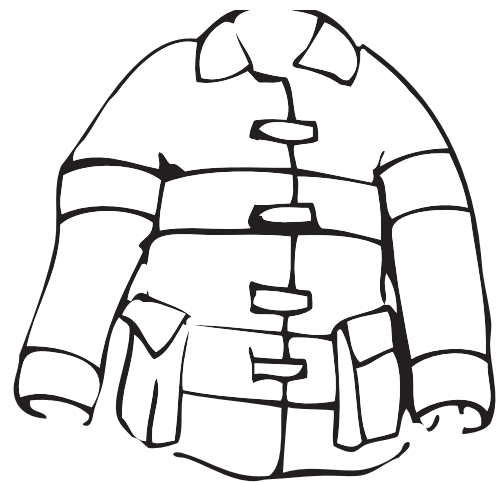


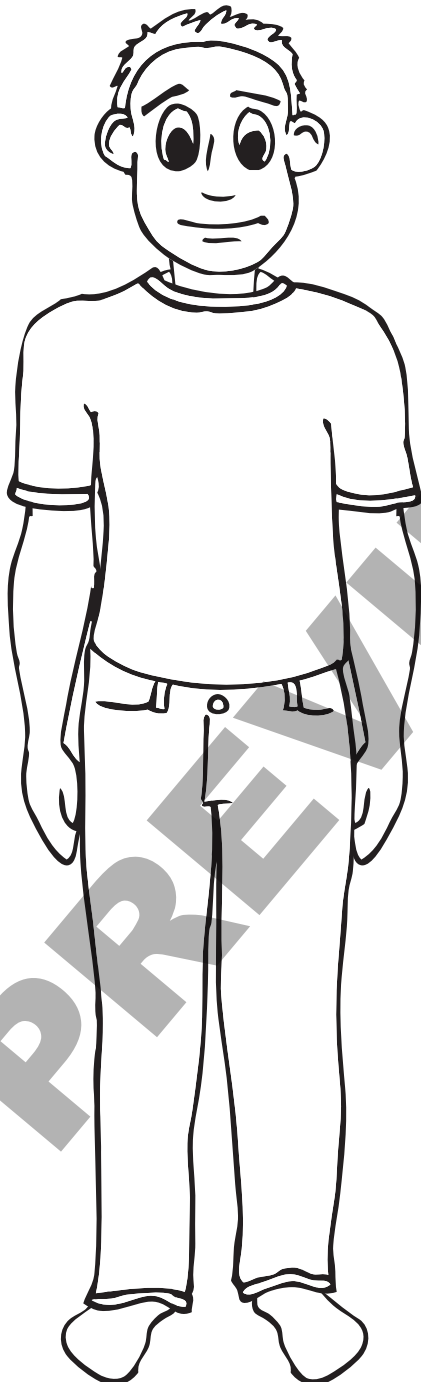


GEAR UP ACE

Skills: Matching

Firefighters like Ace wear special gear to stay safe. A fireproof coat and helmet protect his body and head. He carries other things like a hose and an axe.

- Draw a line matching each piece of equipment to where it belongs on Ace.

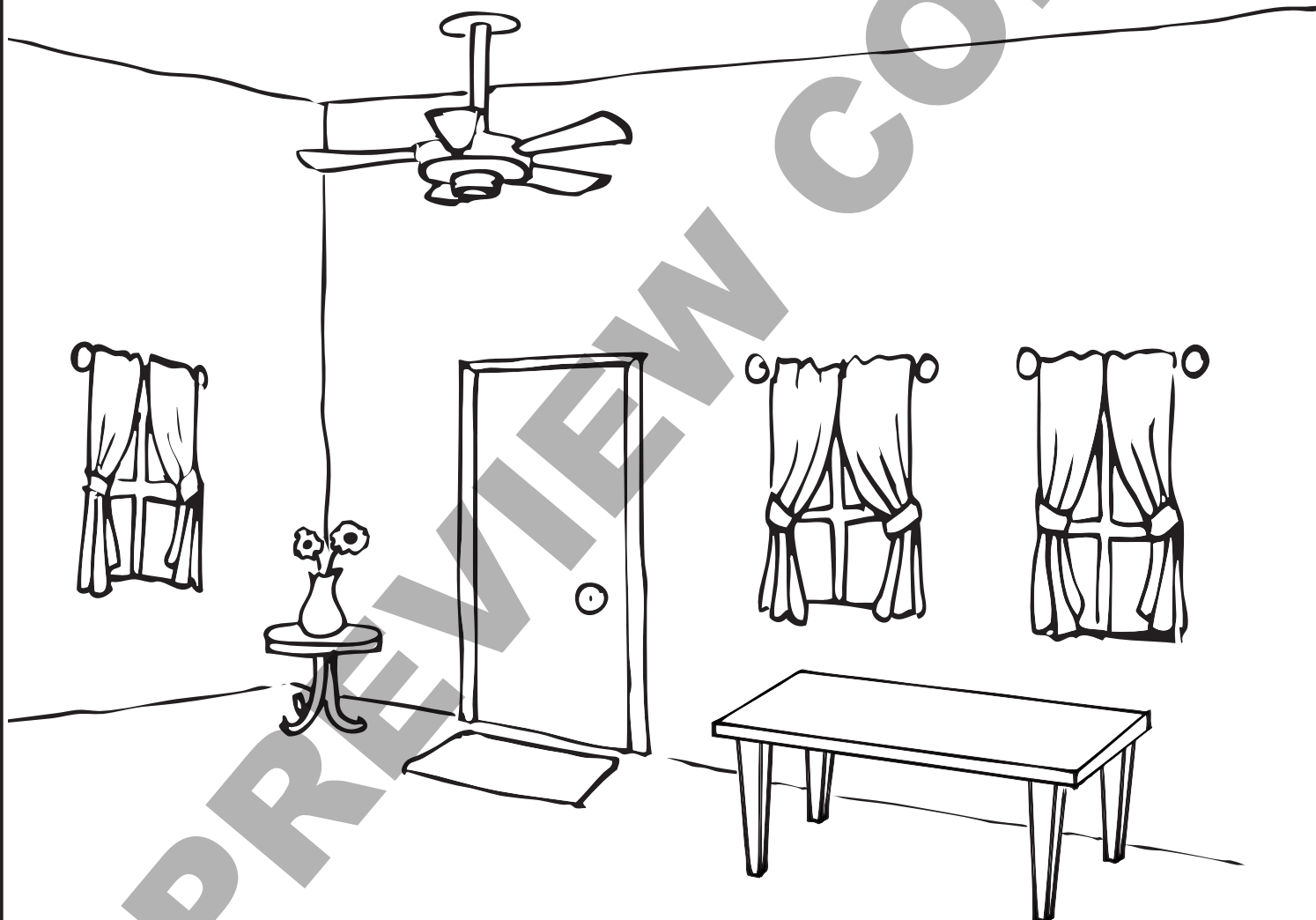


KNOW TWO WAYS OUT

Skills: Reasoning/Coloring/Counting

An exit is a way to get out of a building. It can be a door or a window. You should know all the exits in case of fire so you can get out safely.

- Circle all of the exits (this room has four).
- Color the picture.



Always know 2 ways out!



GET LOW AND GO!

Skills: Uppercase Letter Writing

Smoke from a fire is very dangerous. The bad air from smoke rises. There is good air near the floor.

- Trace the uppercase letters.
- Color the picture.

GET LOW

AND GO



CRAWL LOW


IN SMOKE

I KNOW FIRE SAFETY!

Skills: Visual Discrimination/Concept Recognition/Coloring

It is very important to remember everything you have learned about fire safety to help protect you and your family. What do you remember?

- Put an X on the pictures that **DO NOT HAVE** anything to do with fire safety.
- Color the pictures that **DO HAVE** something to do with fire safety.





BE COOL! STOP DROP AND ROLL

Skills: Lowercase letter writing


If your clothes catch fire **STOP, DROP** and **ROLL** with your hands over your face.

- Trace the lowercase letters.
- Color the pictures.


stop, drop

and roll


STOP
where you are



DROP
to the ground and
cover your face



ROLL
back and forth until
the fire is out





CALL 9-1-1 IN AN EMERGENCY!

Skills: Memorization/Color and Number Recognition/Number Writing

If there is a fire or any emergency dial 9-1-1! Only dial 9-1-1 in an emergency!

- Trace all the numbers below.
- Color the 1 blue and the 9 red.



Be sure you know how to call for help

Dial 9-1-1!







SAFE OR UNSAFE?

Skills: Visual Discrimination/Logic

Never touch things that might be hot. Never play with something that can start a fire.

- Circle the unsafe picture in each pair and say why it is unsafe.




HOT STUFF!

Skills: Counting/Number Writing

Never touch things that are hot. You will get burned.


- Count the items on each row.
- Trace over each number and write it 2 more times.
- Color the pictures.



1



2



3



4

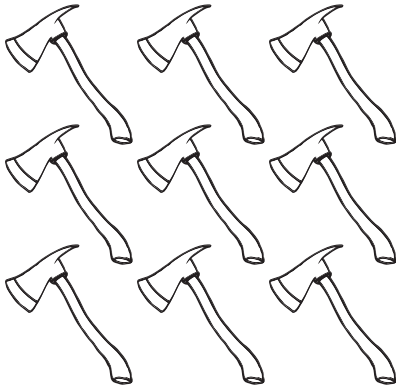


FIRE SAFETY HELPERS

Skills: Counting/Number Recognition/Number Writing

Firefighters have many tools to do their job.


- **Count the items in each box.**
- **Circle the correct number.**
- **Write the circled number three times.**



5

7


9



4

6

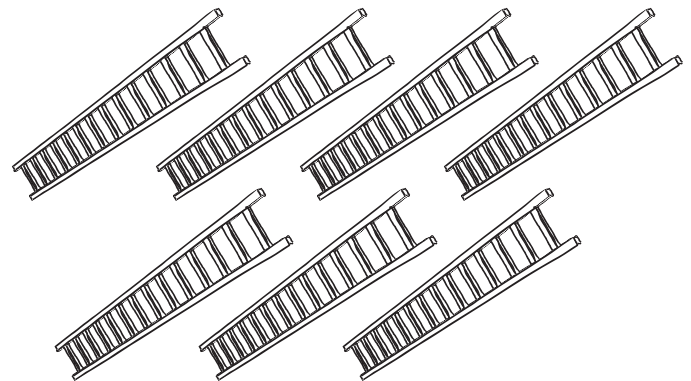
8



8

9

10



5

6


7

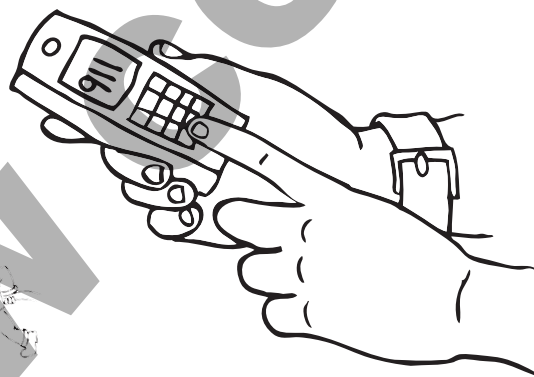
TELL THE RIGHT FIRE SAFETY STORY!

Skills: Ordering/Inference/Reasoning/Comprehension/Classification/Number Writing


**You have learned a lot about fire safety.
Congratulations!**

- Look at each picture. They are part of the fire story.
- Number the pictures in the right order. Write 1 for the first picture, 2 for the second, 3 for the third and 4 for the fourth.









This certifies that

your name

has learned to be

Fire Ready Every Day

and now knows how to prepare for and help prevent fire emergencies as well as lead others to safety in times of danger.

**Firefighter Ace gives you the honorable title
of JUNIOR FIREFIGHTER!**



Date

Signature

PREVIEW