

**A SMOKE ALARM**  
KEEPS YOU SAFE FROM HARM

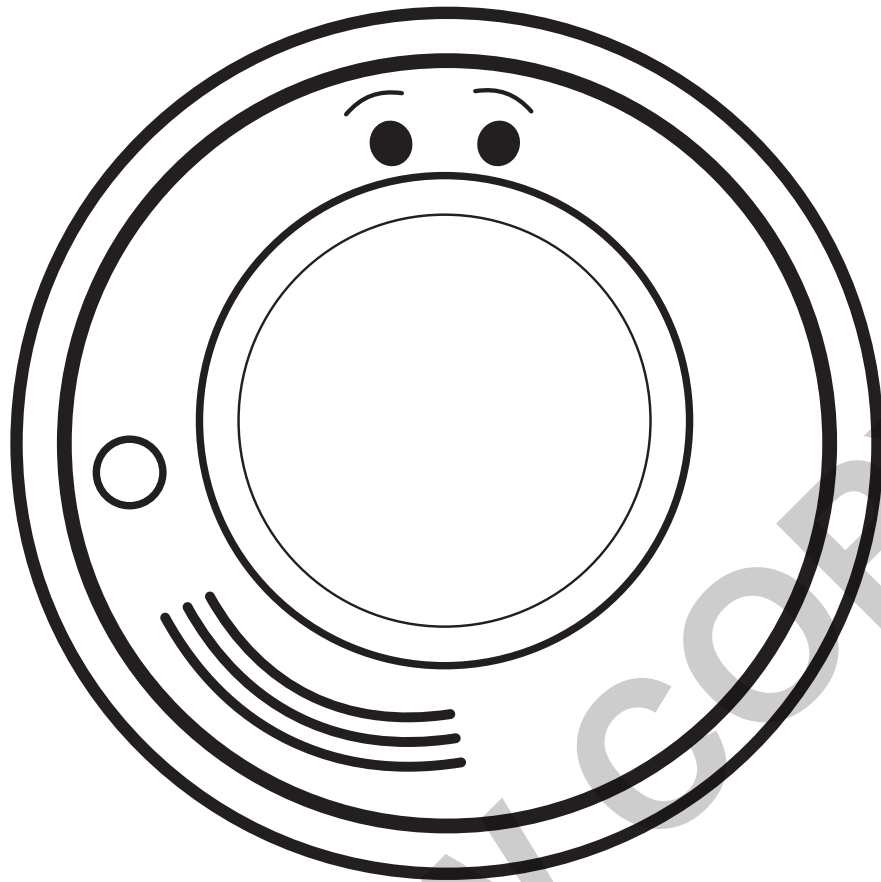


WITH

**ALERT  
BERT**

**THE SMOKE ALARM**


PREVIEW COPY




THIS BOOK BELONGS TO \_\_\_\_\_ ,

WHO WILL BECOME A FRIEND OF BERT. BY THE END OF THIS BOOK, YOU WILL KNOW WHY SMOKE ALARMS ARE IMPORTANT AND WHAT TO DO TO MAKE SURE THAT SMOKE ALARMS CAN PROTECT YOU AND YOUR FAMILY!

SMOKE ALARMS  
SAVE LIVES!



**SMOKE ALARMS, LIKE  
ALERT BERT,**




**, HAVE A VERY**

**IMPORTANT JOB! THEY HAVE SPECIAL**

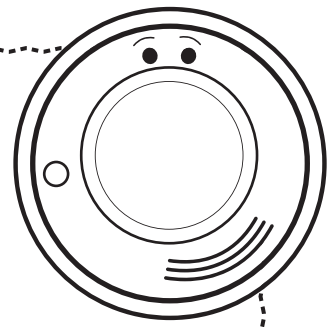
**NOSES THAT SMELL SMOKE.**



**CONNECT THE DOTS TO FIND OUT WHO IS SAYING THE IMPORTANT  
FIRE SAFETY MESSAGE.**



WHEN A SMOKE ALARM



SMELLS SMOKE



IT MAKES

A LOUD NOISE









B-E-E-E-P!


TO LET PEOPLE

KNOW THERE IS A FIRE



DRAW A LINE BETWEEN THE FOUR PAIRS OF SMOKE ALARMS THAT LOOK ALIKE.





**SMOKE ALARMS  SHOULD BE ON EVERY LEVEL OF YOUR HOME ,**

**IN EACH BEDROOM AND OUTSIDE OF**

**SLEEPING AREAS. FIRES  CAN START**

**OVERNIGHT ,** WHEN EVERYONE IS

**SLEEPING  . IT'S IMPORTANT TO HEAR**

**THE BEEP *B-E-E-E-P!* WHERE YOU SLEEP!**

**CAN YOU FIND ALL THE SMOKE ALARMS IN THE HOUSE? CIRCLE THE SMOKE ALARMS, AND COLOR IN THE PICTURE WHEN YOU ARE DONE.**



ANSWER: 5

# TEST SMOKE ALARMS



ONCE A MONTH



. MOST

SMOKE ALARMS



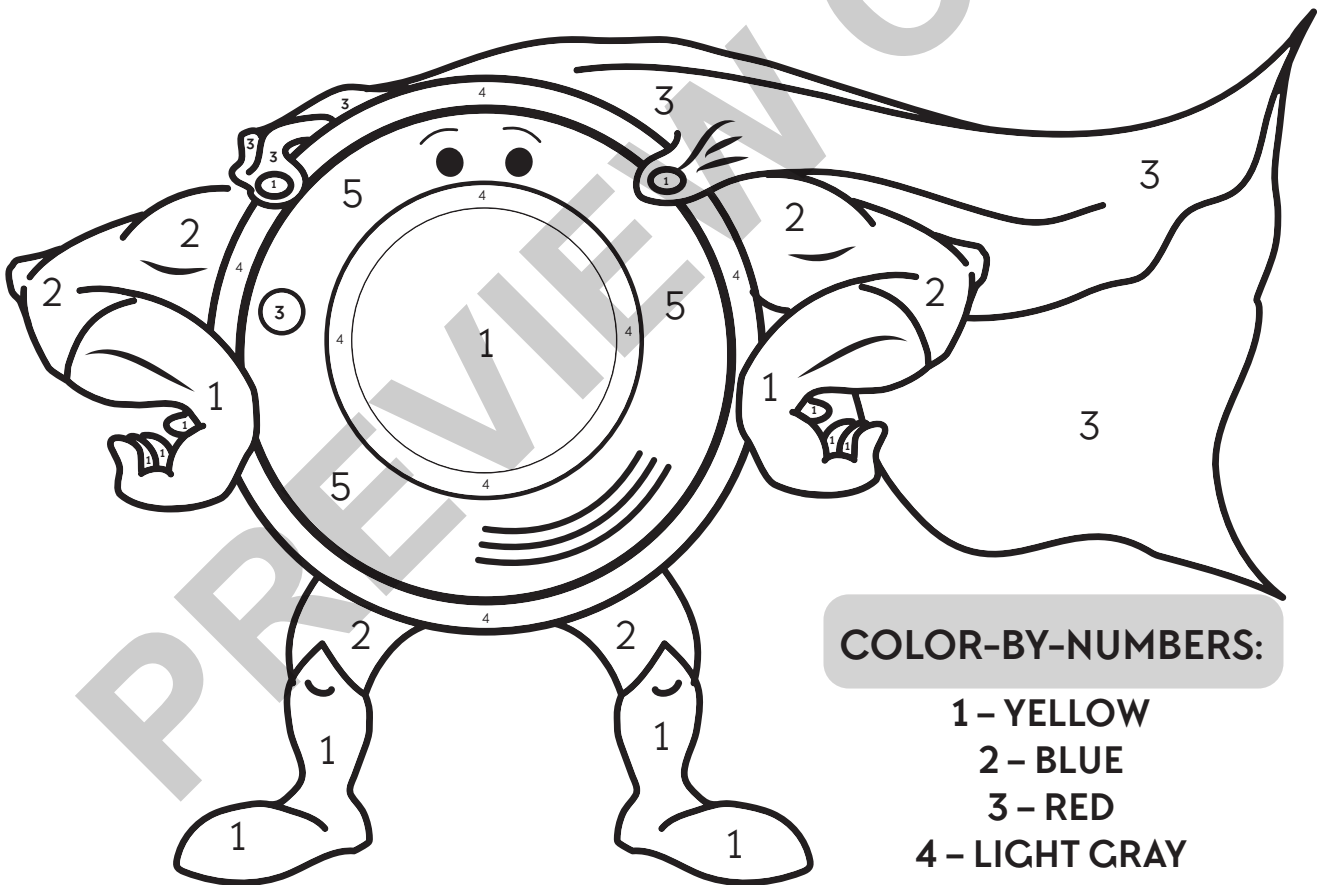
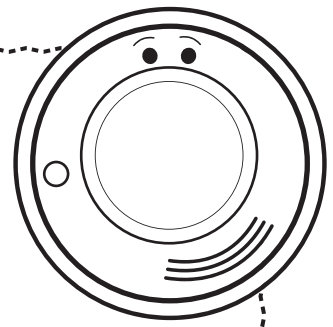
HAVE A BUTTON

YOU CAN



PRESS THAT MAKES

THE ALARM SOUND *B-E-E-E-P!*



## COLOR-BY-NUMBERS:

1 - YELLOW


2 - BLUE

3 - RED

4 - LIGHT GRAY


5 - WHITE


A WORKING SMOKE ALARM IS LIKE A SUPERHERO READY TO PROTECT YOU FROM DANGEROUS FIRES.



**SMOKE ALARMS**  **WARN**


**YOU THAT THERE IS A FIRE**  .

**EVERYONE SHOULD KNOW THE SMOKE ALARM  
SOUND AND TO GET OUT FAST** 



**CAN YOU LIST THE SMOKE ALARMS IN YOUR HOME? ASK AN ADULT IF YOU ARE NOT SURE.**

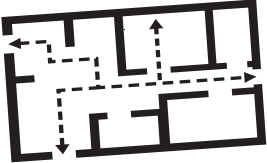
- 1.
- 2.
- 3.
- 4.
- 5.
- 6.
















WHEN A FIRE  BREAKS OUT, EVERY  
MINUTE COUNTS. WHEN YOU HEAR

THE ALARM , FOLLOW YOUR



ESCAPE PLAN  AND GET OUT FAST!

DECODE THE NUMBERS TO REVEAL THE FIRE SAFETY MESSAGE!

				
4	13	10	12	
				
6	11	9	3	
				
1	8	2	5	7

**G**

\_\_\_\_\_ ,


1      2      3      4      5      6



\_\_\_\_\_ !

7      8      9      10      11      12      13


ANSWER: Get out, stay out!



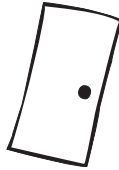


YOU SHOULD KNOW 2 WAYS OUT  
HOME , ESPECIALLY YOUR  
FIRE , ONE WAY OUT MAY BE BLOCKED  
IMPORTANT TO KNOW ANOTHER WAY OUT!  
WITH YOUR FAMILY! NEVER GO BACK INSIDE

THERE ARE 2 WAYS OUT OF THIS MAZE.



OF EVERY ROOM



IN YOUR

BEDROOM



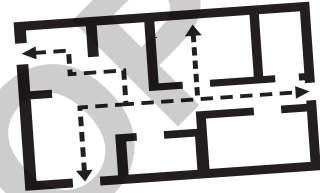
. IF THERE IS A

BY HEAT AND SMOKE




. SO IT IS

PRACTICE A FIRE ESCAPE PLAN




OF A BURNING BUILDING !

CAN YOU FIND YOUR WAY TO SAFETY?



SAFE PLACE #2

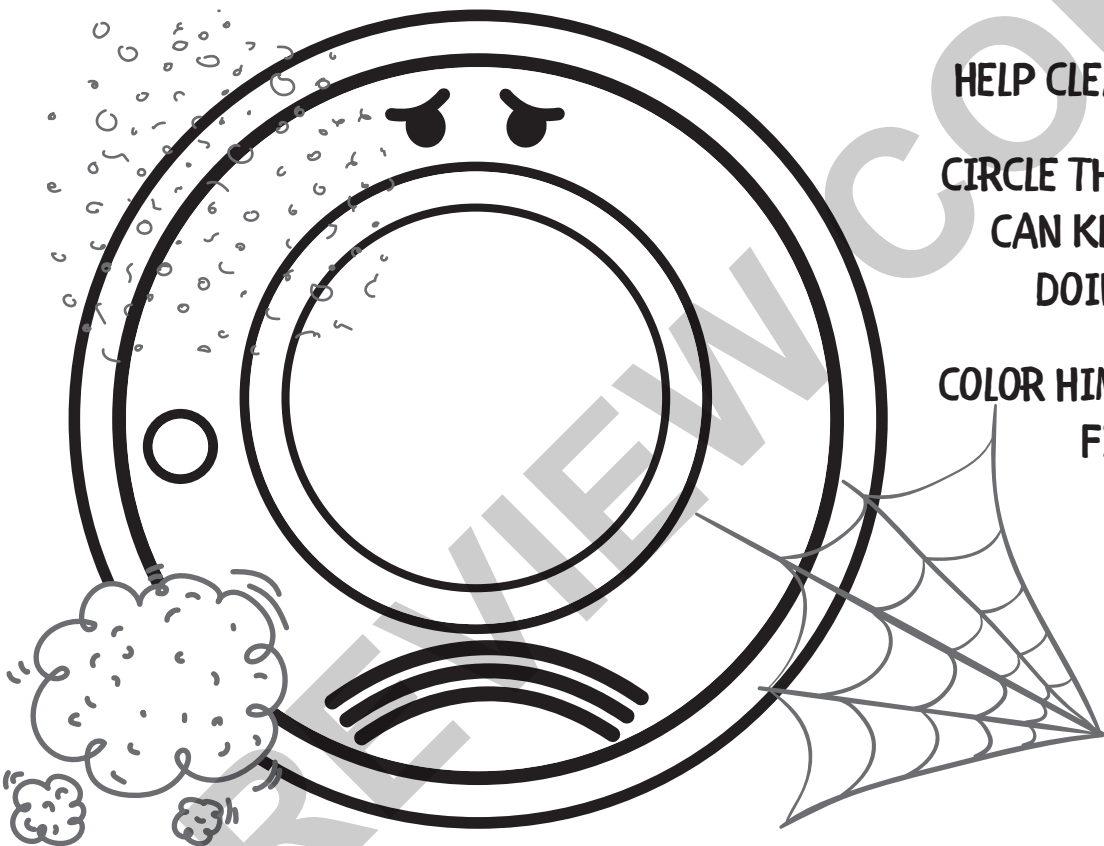





DUST , DIRT , AND

COBWEBS  CAN CAUSE

SMOKE ALARMS  TO MALFUNCTION



HELP CLEAN ALERT BERT!

CIRCLE THE OBJECTS THAT  
CAN KEEP HIM FROM  
DOING HIS JOB.

COLOR HIM WHEN YOU ARE  
FINISHED.

KEEP YOUR SMOKE ALARM WORKING PROPERLY!

KEEP THEM CLEAN



SO THEY CAN DO


THEIR JOB!

CHANGE YOUR SMOKE

ALARM'S




BATTERY





AT LEAST TWICE A YEAR. PICK AN EASY TO

REMEMBER DAY, LIKE WHEN ADJUSTING YOUR

CLOCKS




FOR DAYLIGHT SAVINGS TIME.



WORKING SMOKE ALARMS  
SAVE LIVES! TRACE THE  
PATH THAT CONNECTS  
ALERT BERT TO  
A BATTERY!



ANSWER: Battery B.



NEVER TAKE BATTERIES



OUT

OF A SMOKE ALARM



! IF YOU

HEAR




A CHIRPING SOUND, THAT

MEANS THE BATTERY




IS LOW.

LET A GROWN UP KNOW!



COLOR IN THE PICTURE ABOVE AND SEE THAT SMOKE ALARMS AND BATTERIES MAKE A GREAT PAIR!





# FIND THE FOLLOWING FIRE SAFETY TERMS IN THE WORD SEARCH BELOW:

F S L M H U T E F P Y N I A  
S M J E F T A E L S M W F Q  
H O M E I H C S A O H I I B  
O K Z T R P V C M K F X R R  
Y E S I E Y M A E R Z E E T  
I A A N W Z L P R A S B F P  
V L F G Y U X E E D T E I R  
B A E P P Q G M B R A G G A  
A R T L V P P O Y E Y Z H C  
T M Y A W S F Z V B L Z T T  
T Z S C S Y N K A D O P E I  
E A C E L A D D E R W L R C  
R P H E A T E X I T G A A E  
Y C I H Q M Y G Z S J N R G

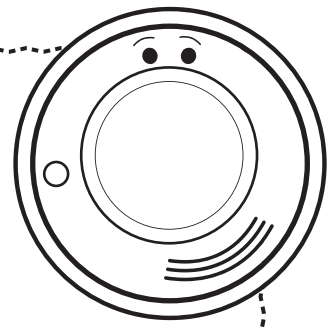

**SMOKE ALARM**  
**FIRE**  
**PLAN**  
**FIREFIGHTER**

**ESCAPE**  
**HOME**  
**HEAT**  
**MEETING PLACE**

**BATTERY**  
**PRACTICE**  
**EXIT**  
**SAFETY**

**LADDER**  
**FLAME**  
**STAY LOW**

# ALERT BERT'S EMERGENCY TELEPHONE NUMBERS



MY NAME \_\_\_\_\_

HOME ADDRESS \_\_\_\_\_

HOME TELEPHONE \_\_\_\_\_

FATHER'S NAME \_\_\_\_\_

FATHER'S TELEPHONE AT WORK \_\_\_\_\_

MOTHER'S NAME \_\_\_\_\_

MOTHER'S TELEPHONE AT WORK \_\_\_\_\_

CHILDREN'S DOCTOR AND TELEPHONE \_\_\_\_\_

PARENT'S DOCTOR AND TELEPHONE \_\_\_\_\_

NEIGHBOR'S NAME \_\_\_\_\_


NEIGHBOR'S TELEPHONE \_\_\_\_\_

FIRE \_\_\_\_\_

POLICE \_\_\_\_\_

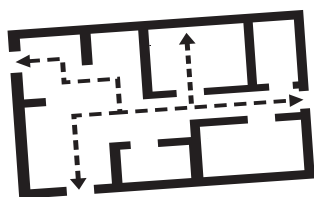
AMBULANCE \_\_\_\_\_

POISON CONTROL \_\_\_\_\_



GET A GROWN-UP TO HELP YOU COMPLETE THE CHECKLIST TO MAKE SURE THAT YOUR HOME IS SAFE.

- |  | YES                      | NO                       |
|--|--------------------------|--------------------------|
| 1. IS A SMOKE ALARM ON EVERY LEVEL OF YOUR HOME?     | <input type="checkbox"/> | <input type="checkbox"/> |
| 2. IS THERE ONE IN EACH BEDROOM?                     | <input type="checkbox"/> | <input type="checkbox"/> |
| 3. ARE THERE SMOKE ALARMS OUTSIDE OF SLEEPING AREAS? | <input type="checkbox"/> | <input type="checkbox"/> |
| 4. HAVE THEY BEEN TESTED IN THE LAST MONTH?          | <input type="checkbox"/> | <input type="checkbox"/> |
| 5. DOES EVERYONE KNOW THE ESCAPE PLAN?               | <input type="checkbox"/> | <input type="checkbox"/> |
| 6. DOES EVERYONE KNOW 2 WAYS OUT?                    | <input type="checkbox"/> | <input type="checkbox"/> |
| 7. ARE ALL OF THE SMOKE ALARMS CLEAN?                | <input type="checkbox"/> | <input type="checkbox"/> |
| 8. BATTERIES CHANGED IN THE LAST SIX MONTHS?         | <input type="checkbox"/> | <input type="checkbox"/> |



PREVIEW COPY

# ALERT BERT



THE SMOKE ALARM

**SMOKE ALARMS  
SAVE LIVES!**

PREVIEW COPY